

Wall and ceiling light - Micro-prismatic diffuser - direct distribution

Sheet steel enclosure with powder-coated rectangular cross-section, integrated wall mounting plate for easy and quick installation; Housing colour traffic white RAL 9016; Homogeneous direct light distribution for VDU-compatibility in accordance with DIN-EN 12464-1; glare reduction through microprism diffuser with special "multilayer" technology and optimised light deflecting foil; Easy to install connection, directly to the top of the luminaire with a terminal cover cap; the ETM levels can be easily set from the top of the luminaire. Electrical connection via 5-pole connection terminal with plug-in contacts..

## CHARACTERISTICS

Order number	65756024170
EAN number	4020863495573
Commodity code	94051190
Certification mark	IP 20, Protection class I, VDU 65° < 3000, ENEC10 VDE, F, Indoor, CE
Impact resistance (IK rating)	IK03
Ambient temperatur	ta 25°C
Warranty period	5 years
State funding programs	BEG - Federal funding for efficient buildings (valid only for Germany)

## ELECTRICAL ENGINEERING

Controller	Electronic multi-lumen driver, 4-steps (1 pcs.)
System output	20W-11W
Mains voltage	230V/50Hz
Circuit breakers (inrush current)	45 pieces/B10, 73 pieces/B16, 71 pieces/C10, 113 pieces/C16
Energy efficiency class/light source	B

## LIGHTING TECHNOLOGY

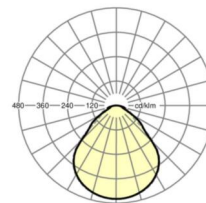

Placement	LED, Colour rendering/Light colour CRI $\geq 80$ / 4000K
Colour tolerance (MacAdam)	3SDCM
Photobiological safety (Luminaire)	RG0
Nominal luminous flux/switching steps (EDM)	2600lm/20W, 2300lm/17W, 1900lm/14W, 1600lm/11W
LED service life	100000h L80/B10 (Tq 25°C), 50000h L90/B50 (Tq 25°C)
Luminaire luminous efficiency	141lm/W-132lm/W
UGR lat./long.	18.5 / 18.7 (20W)

## MECHANICS

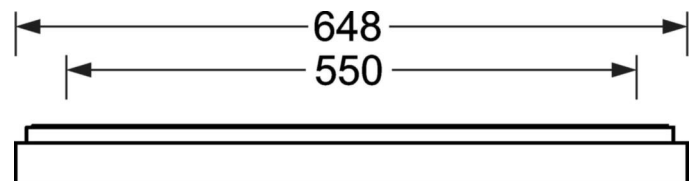
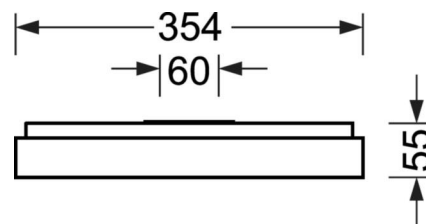
Housing colour	traffic white RAL 9016
Dimensions (LxWxH/DxH)	648mm x 354mm x 55mm
Weight (net)	3.6kg
Cable entry KE (X/Y)	0mm/0mm
Type of installation	Wall mounting, Ceiling-mounted single installation

## DEEP-LINK

<https://www.regiolum.de/en/article/65756024170>



Reference	LED 2600lm/20W 840
$\eta_{LB}$	100 %
$\Phi_{\downarrow/\uparrow}$	100 % / 0 %
UGR lat./long.	18.5 / 18.7
VDU	65° < 3000cd/m <sup>2</sup>



## Dimensions

---

L	648 mm	Length
B	354 mm	Width
H	55 mm	Height
A1	550 mm	Mounting distance single mounting
A4	60 mm	Mounting distance (width)
X	0 mm	Distance cable infeed to the center of the luminaire on the X-axis
Y	0 mm	Distance cable infeed to the center of the luminaire on the Y-axis

---